


Person Template





Jan Brett

The Hat

Three Little Kittens Los tres gatitos

Listening Story

Three little kittens lost their mittens;
and they began to cry,
"Oh, mother dear, we very much fear
Our mittens we have lost."
"What! lost your mittens,
you naughty kittens!
Then you shall have no pie."
"Mee-ow, mee-ow, mee-ow, mee-ow."
"No, you shall have no pie."


The three little kittens
they found their mittens;
And they began to cry,
"Oh, Mother dear, see here,
see here!
Our mittens we have found."
"What! found your mittens!
You good little kittens,
Now you shall have some pie."
"Purr, purr, purr, purr,
Purr, purr, purr."

Tres gatitos perdieron sus mitones
y comenzaron a llorar:
—Oh, querida mamá,
tememos que
hemos perdido nuestros mitones.
—¿Cómo? ¿Perdieron sus mitones, gatitos?
Entonces, no habrá pastel.
—Míau, míau, míau, míau.
—No, no habrá pastel.

Los tres gatitos encontraron sus mitones
y comenzaron a llorar:
—Oh, querida mamá,
¡ves, ves que están aquí!
Encontramos los mitones allí.
—¿Cómo? ¿Encontraron los mitones, gatitos?
Entonces, pastel comerán.
—Purr, purr, purr,
purr, purr.




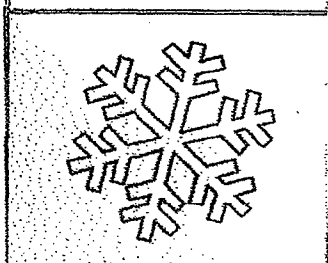
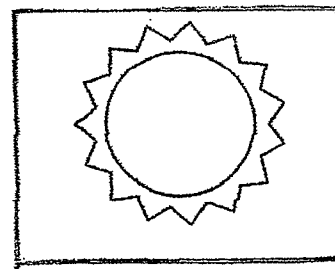
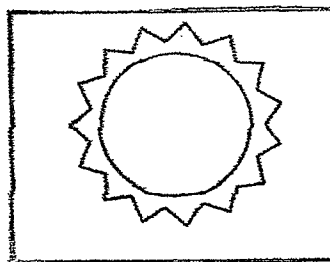
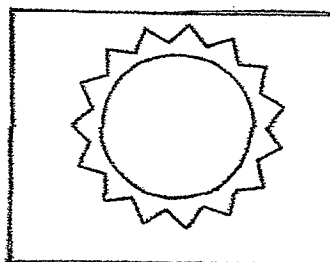
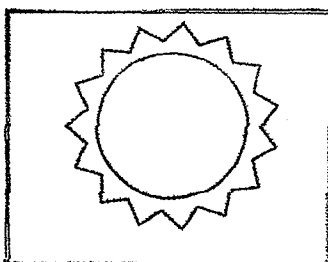




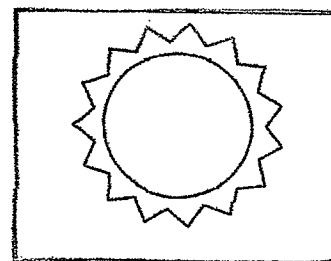
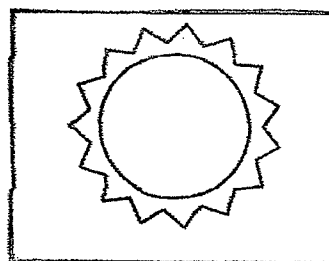
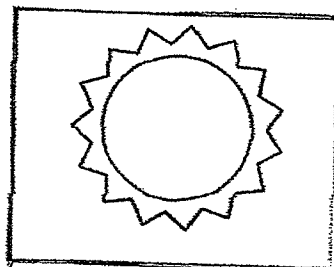
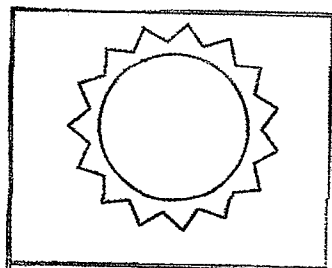

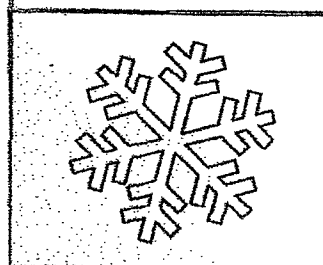
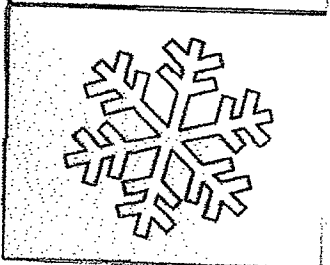

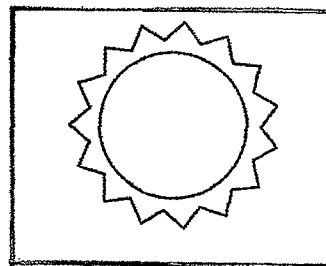
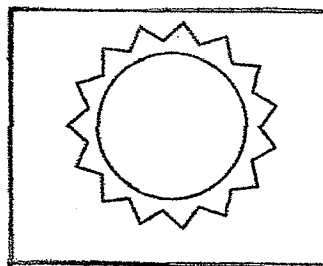
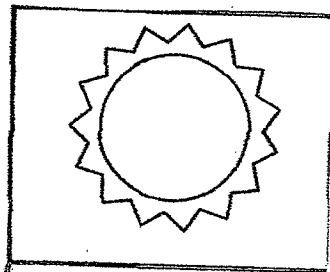
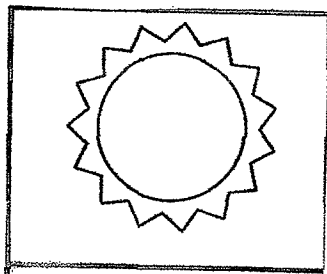
Snowsuit Pattern


Use with *Thomas' Snowsuit* on page 28.



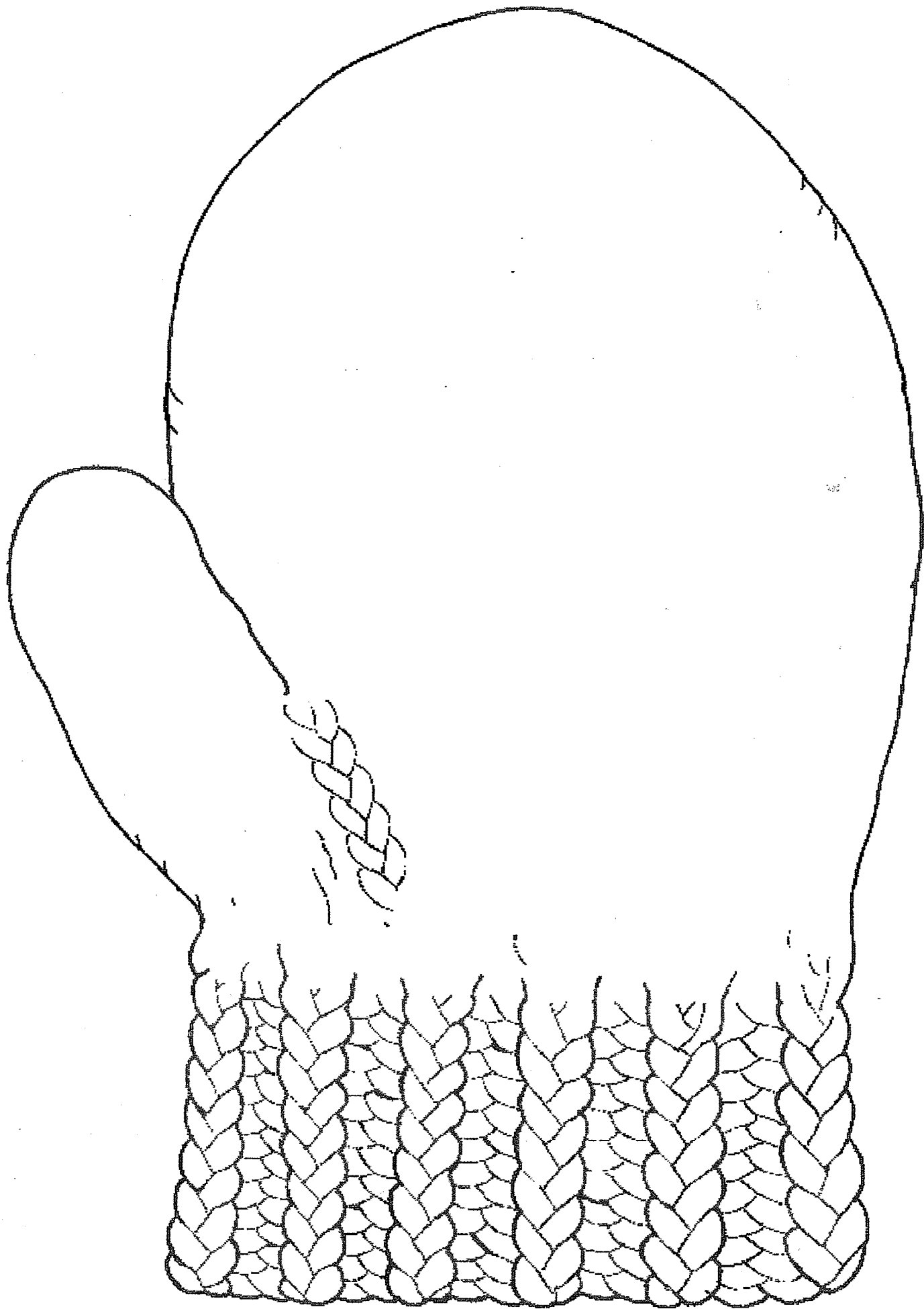
©The Education Center, Inc. • THE MAILBOX® • Kindergarten • Dec/Jan 1999-2000

_____ is wearing a snowsuit.

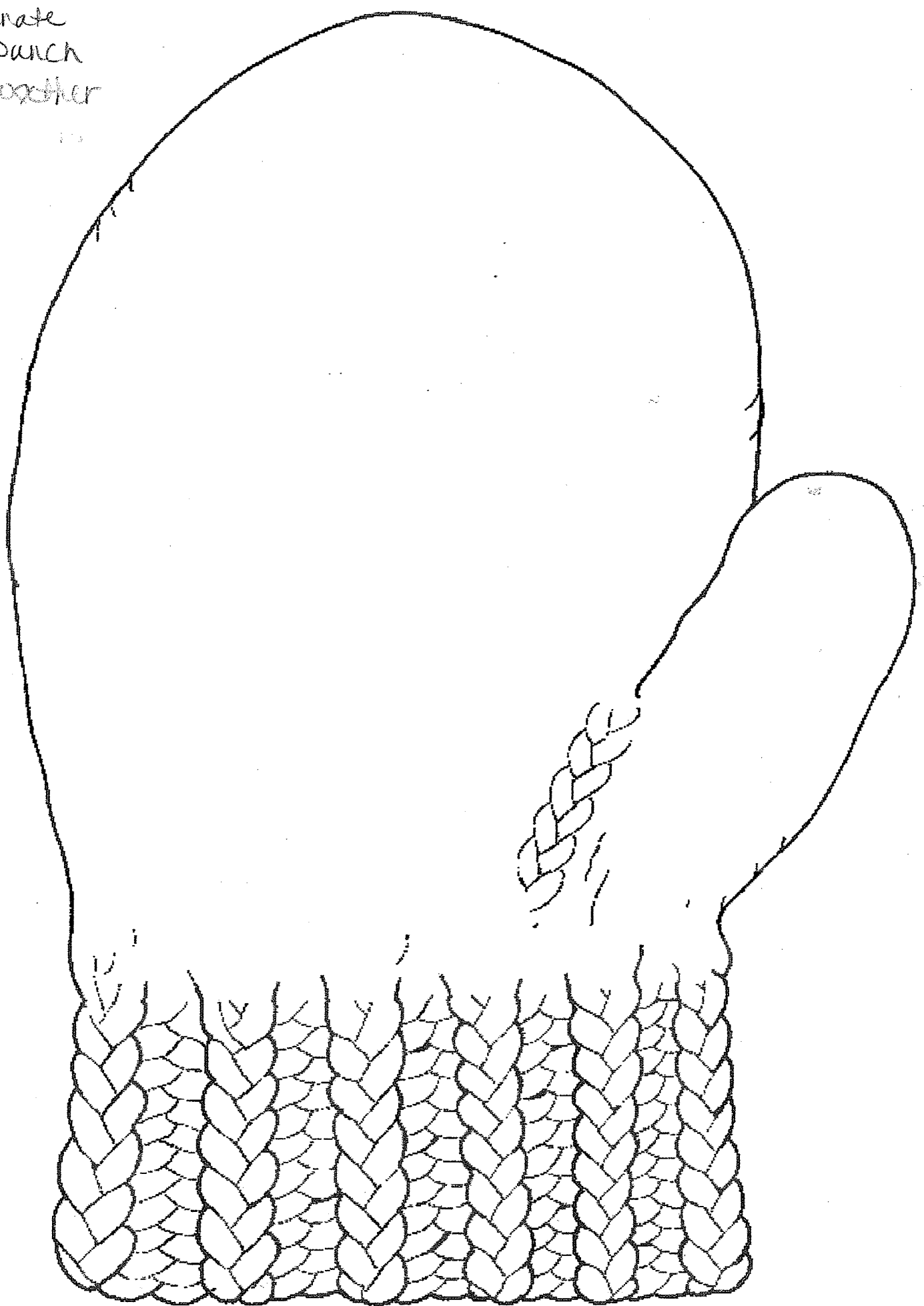





The Mitten



Laminate
tole patch
sew together





My Pet Mi mascota

Listening Story

I wanted a fish, but a fish doesn't want to be petted.
I wanted a bird, but birds don't want to snuggle.
I wanted a turtle, but turtles don't want to play ball.
I wanted a frog, but frogs don't like to go for walks.
I wanted a hamster, but hamsters don't show affection.
I decided on a puppy, and now I have a friend who
Loves to be petted,
Always wants to snuggle,
Likes to play ball,
Enjoys going for a walk,
And really loves to love me.

Yo quiero un periquito para mascota, pero...
Peri Pérez Periquito picotea todo el día ¡Ay, no, no!
Yo quiero un león para mascota, pero...
Leo Leononcio León lame todo el día. ¡Ay, no, no!
Yo quiero un borrego para mascota, pero...
Borre Bali Borrego bala todo el día ¡Ay, no, no!
Yo quiero un ratón para mascota, pero...
Rati Roque Ratón roe todo el día. ¡Ay, no, no!
Yo quiero una iguana para mascota, pero...
Iliana Irana Iguana imagina todo el día. ¡Ay, no, no!
Yo quiero un perro para mascota, pero...
Peri Pereida Perrón puede ser mi mejor amigo. ¡Ay, sí, sí!

The Snow Child La niña de nieve

Listening Story

Once upon a time, an old man and an old woman lived on a farm in the far north. The winters were long and cold. The winter winds blew, and the snow piled higher and higher. No one could travel or visit during the winter. The old man and the old woman were lonely.

Every day, the old man would go to the barn and feed the cow and horse. Every day, the old woman would cook the potatoes, cabbages, and other vegetables that they had grown in the summer. There were many jobs to be done.

Still, they were lonely. Sometimes in the evenings, they would sit by the fire and tell stories. One story they liked to tell was of the child they

would like to have. She would be beautiful! Her laugh would tinkle like the ice crystals that fell from the roof in the wind. Her eyes would twinkle like the sun sparkling on the white snow.

One morning, the old man and the old woman had an idea. They decided to make a child of snow. They put on their heavy clothes and boots. It was very cold outside, but the sun was shining brightly.

First, they made the snow child's body. Then they made a small ball for the head. Carefully, they drew twinkling eyes and a smiling mouth. They were nearly done, and what a wonderful snow child she was! The old man and the old woman stepped back to take a good look at their snow child. Quickly, they rubbed their eyes. What was happening? Was the snow child moving? Yes! Yes!

They could hardly believe their eyes: their snow child was coming alive! She stepped forward, and they hugged her. Now at last, they had a child of their own.

Every day, the old man and the old woman loved their snow child more and more. She helped her father care for the animals in the barn. She helped her mother cook. More than anything else, she loved to play in the snow. She would dance and twirl in the falling snowflakes and the whirling, cold wind.

Then one morning, winter began to end. The piles of snow started to melt. Birds began to sing. The wind was not as strong and cold.

Spring was a happy time for the old man and the old woman. At last, they could visit their neighbors. They could get ready to plant their potatoes and cabbages. The horse and cow could come out of the barn. But the snow child seemed sad. Boys and girls came to play with her, but she was very quiet. She only wanted to sit near the melting piles of snow.

One day, the boys and girls planned a picnic to celebrate spring. Everyone went to the forest. In a clearing, they built a small fire to dance around. The snow child joined hands with the other children. But as she passed close to the fire, she turned into a puddle of water. When the boys and girls looked for her, they could not find her anywhere.


The old man and the old woman were very sad. Now their beautiful snow child was gone. The old woman sat in her chair and cried. At last, she sat up and dried her eyes. She began to smile as she told the old man a story about what they would do when the next winter came.

continued

Kindergarten Café



To prepare for each snack activity, make a class supply plus one extra of the recipe cards (pages 34-35). Color one copy of the recipe cards; then cut the cards apart. Display the sequenced, colored cards in your snack center. Arrange the ingredients and utensils near the recipe cards. As a small group of children visits the snack center, ask each child to color a recipe and cut the cards apart. Have him sequence his cards and staple them together, creating a recipe booklet. After each snack event, encourage the child to take his recipe home and keep it in a box to make a collection of his very own recipes.



A Warm Snowflake

Ingredients for one:

8" flour tortilla
melted butter
powdered sugar (snow)

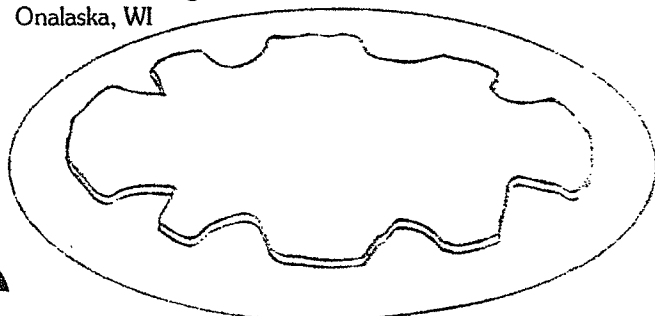
Utensils and supplies:

paper plate for each child
clean school scissors
shaker for powdered sugar
pastry brush

Teacher preparation:

- Wash several pairs of scissors in a dishwasher to clean them.
- Wrap tortillas in damp paper towels and microwave for 15 to 30 seconds.
- Melt butter in a bowl.
- Put powdered sugar in a shaker container.
- Arrange the ingredients, utensils, and supplies for easy student access. □

Allison Pratt—Gr. K
Onalaska Kindergarten Center
Onalaska, WI



Snowman S'more

Ingredients for one:

half a graham cracker (two sections)
2 large marshmallows
vanilla frosting
black cake-decorating gel (Mini-M&M's)
orange cake-decorating gel (orange sprinkles)

- for eyes/buttons -
- for nose -

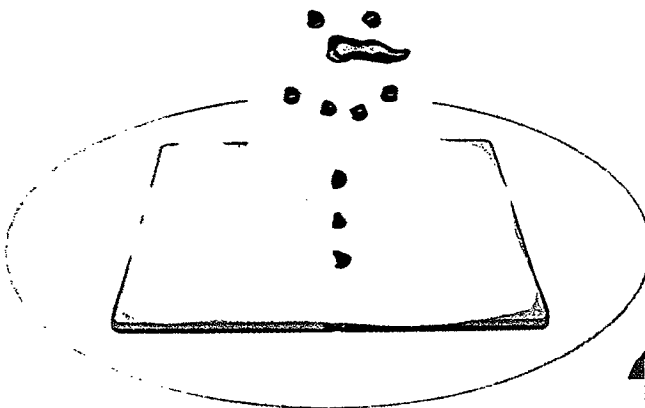
Utensils and supplies:

paper plate for each child
plastic knife for each child

Teacher preparation:

- Break graham crackers in half.
- Arrange the ingredients, utensils, and supplies for easy student access. □

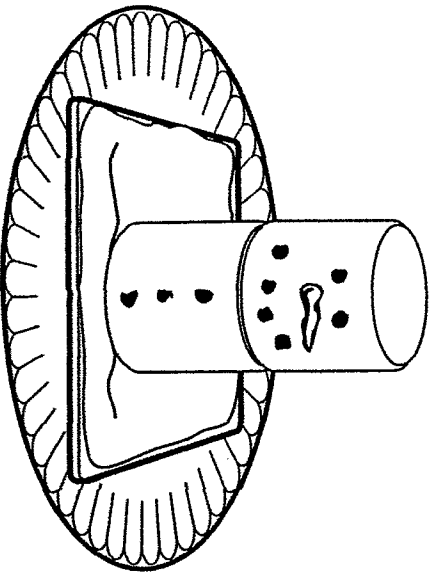
adapted from an idea by Shannon Martin—Gr. K
Children's World
Frankfort, IL



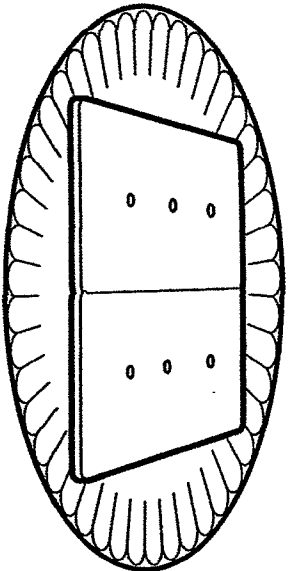
Snowman S'more

Name _____

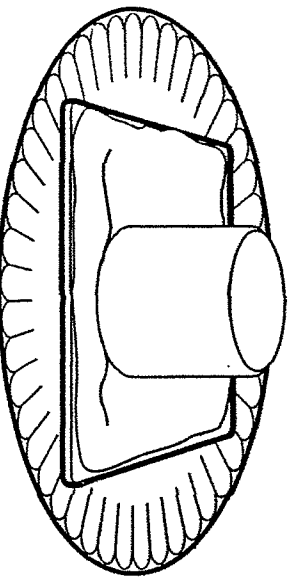
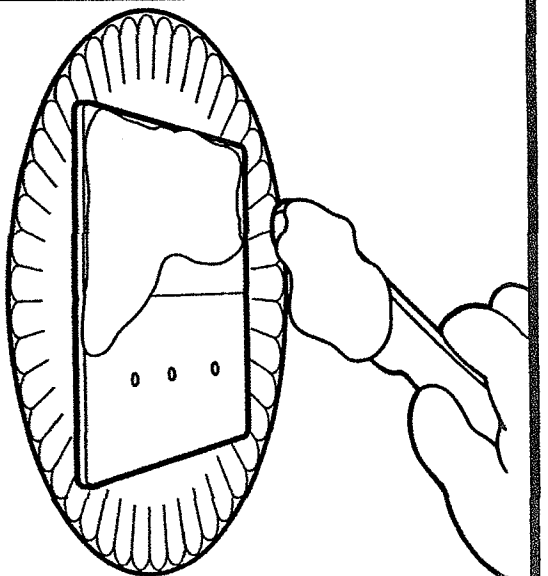
©2003 The Education Center, Inc.



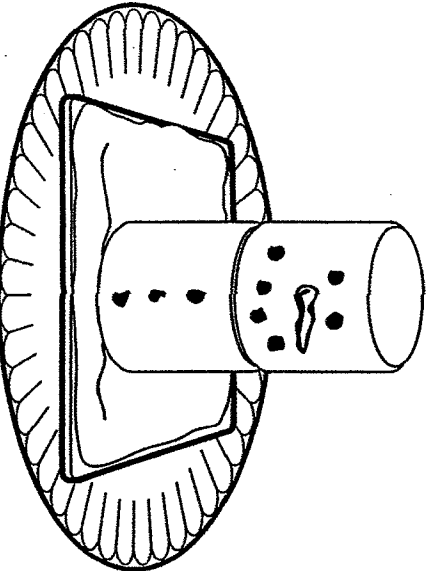
Put a cracker on your plate. **1**



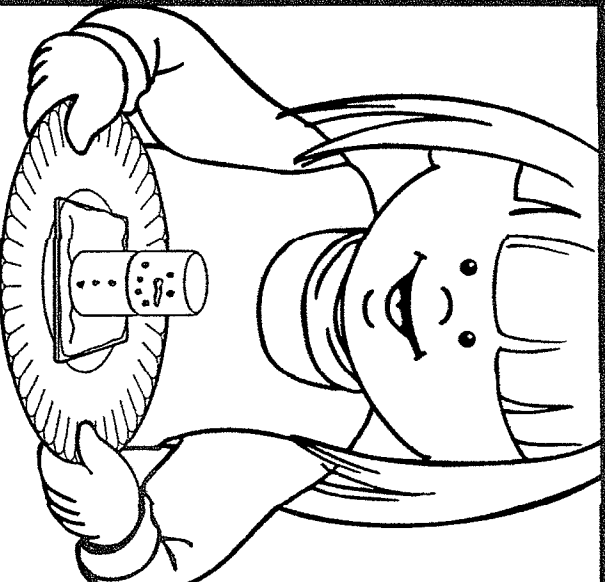
Spread frosting. **2**



Build a snowman. **3**



Add a face and buttons. **4**



Sweet! **5**

s n o w m a n

s n o w m a n

s n o w m a n

s n o w m a n

Kids are like snowflakes - no two are the same!
Each of us is different, starting with our name.

My name is _____.

Five Little Snowmen Cinco muñecos de nieve

.....

There were five little snowmen, happy and gay.
(Hold up five fingers and move one for each snowman.)

The first one said, "What a nice day!"

The second one said, "We'll cry no tears."

The third one said, "We'll stay for years."

The fourth one said, "But what happens
in May?"

The fifth one said, "Look, we're melting away!"
(Hold hands out as if saying "all gone.")

Había cinco muñecos de nieve, felices y vivos.

El primero dijo, "¡Qué día tan lindo!"

El segundo dijo: "No debemos llorar".

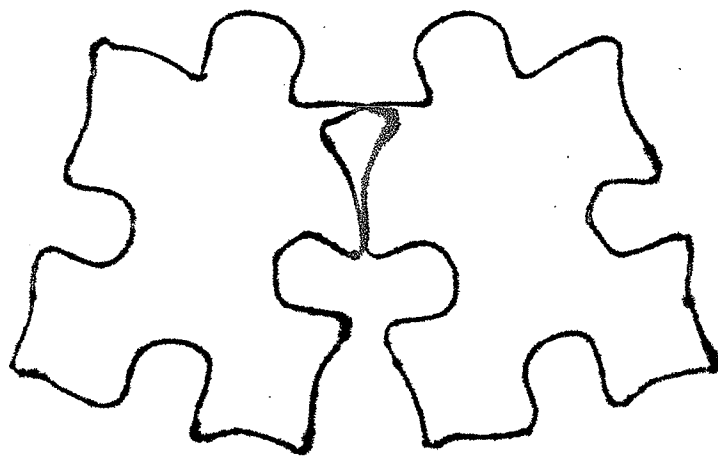
El tercero dijo: "Por siempre hay que durar".

El cuarto dijo: "Y en mayo, ¿qué sucede?"


El quinto dijo: "¡Miren, nos derretimos en
la nieve!"


FINGER PLAYS

MLK Pin



I put the
following sheet in
the front cover
of our class books
that circulate
home. Feel free
to use it.


Jen Connolly



Please spend a night reading our class story and return it the next day to be passed on to the next family.

Shared Reading Tips

While reading our class books with your child practice:

- 1) Recognizing your friends' names or photos
- 2) Pointing to the words using one-to-one correspondence and left-to-right sweep
- 3) Reading with repetition - an emergent reading skill
- 4) Reading our Weekly Words
- 5) Reading rhyming words - Which ones rhyme? How are they alike or different?
- 6) Reading with punctuation -
? Question, . Statement, ! Excitement
- 7) Having fun while reading - Enjoy!!

